

School Data Position Statement

Early Years Foundation Stage Profile

School Name:	Wootton Wawen C.Of E. Primary School								
--------------	--------------------------------------	--	--	--	--	--	--	--	--

DfE Number:	3074								
-------------	------	--	--	--	--	--	--	--	--

Consortium Number:	5	Ofsted Grade ¹ :	Good	Ofsted Date ¹ :	18/10/2016				
--------------------	---	-----------------------------	------	----------------------------	------------	--	--	--	--

EYFSP: Percentage of pupils awarded expected or exceeding grade

	School			Warwickshire			National			
	2014	2015	2016	2014	2015	2016	2014	2015	2016 ³	
Total Eligible Pupils	21	16	18	6192	6307	6617	641331	654848	-	
Good Level of Development (GLD) ²	62%	69%	72%	60%	67%	71%	60%	66%	69%	
Prime Learning Goals	Communication and Language	71%	69%	94%	76%	79%	82%	77%	80%	82%
	Listening and attention	90%	69%	94%	82%	85%	86%	84%	86%	86%
	Understanding	81%	69%	94%	83%	84%	86%	84%	85%	86%
	Speaking	86%	69%	94%	81%	83%	86%	82%	84%	85%
	Physical Development	76%	69%	89%	84%	86%	87%	86%	87%	88%
	Moving and handling	76%	75%	89%	87%	89%	89%	89%	90%	90%
	Health and self-care	81%	75%	89%	89%	90%	92%	90%	91%	92%
	Personal, Social and Emotional Development	81%	69%	94%	78%	83%	84%	81%	84%	85%
	Self-confidence and self-awareness	90%	69%	94%	85%	87%	89%	87%	89%	89%
	Managing feelings and behaviour	86%	88%	100%	84%	87%	88%	86%	87%	88%
	Making relationships	81%	94%	94%	86%	88%	90%	87%	89%	90%
Specific Learning Goals	Literacy	67%	69%	72%	69%	71%	74%	66%	70%	72%
	Reading	76%	81%	72%	77%	78%	80%	74%	76%	77%
	Writing	67%	69%	72%	70%	72%	74%	67%	71%	73%
	Mathematics	81%	69%	78%	72%	76%	79%	72%	76%	77%
	Numbers	81%	81%	78%	74%	78%	80%	74%	77%	79%
	Shape, space and measures	81%	69%	78%	79%	81%	83%	79%	81%	82%
	Understanding the World	71%	94%	94%	79%	81%	84%	80%	82%	83%
	People and communities	76%	100%	94%	83%	84%	86%	84%	85%	86%
	The world	81%	94%	94%	84%	84%	86%	83%	85%	86%
	Technology	100%	100%	100%	90%	90%	93%	90%	92%	92%
	Expressive Arts and Design	81%	75%	94%	81%	83%	87%	83%	85%	86%
	Exploring media and materials	90%	81%	94%	85%	86%	89%	86%	88%	89%
	Being imaginative	81%	75%	94%	83%	85%	89%	85%	87%	88%
	Average Total Assessment Score	37.6	34.6	36.6	33.7	34.2	34.4	33.8	34.3	34.4

All 2016 data is **PROVISIONAL** and may be subject to change

Source: EYFSP – From schools during the statutory June/July collections

1 Ofsted Inspection Grade and Date are the latest ones known to the Local Authority as at 31st July 2016

2 GLD – Awarded expected or exceeding grade in all Prime Learning Goals and Literacy & Maths Specific Learning Goals

3 Published 2016 national data available at the end of October 2016, provisional figures provided are based on those supplied by Local Authorities in July

Phonics and Key Stage 1

School Name:	Wootton Wawen C.Of E. Primary School								
--------------	--------------------------------------	--	--	--	--	--	--	--	--

School Data Position Statement

DfE Number:	3074
-------------	-------------

Phonics: Year 1 - % of pupils Working at (Wa) or Working towards (Wt) required level

	School			Warwickshire			National		
	2014	2015	2016	2014	2015	2016	2014	2015	2016 ²
Year 1 - Total Eligible Pupils	16	21	17	6265	6204	6292	639412	637872	-
Year 1 - Working at (Wa) ³	69%	67%	82%	76%	77%	82%	74%	77%	81%
Year 1 - Working towards (Wt) ³	25%	33%	18%	23%	21%	17%	-	-	-

Key Stage 1: Percentage of pupils achieving (2016 only)

		School	Warwickshire	National ²
Less than the Expected Standard	Total Eligible Pupils	23	6204	-
	Reading	22%	23%	26%
	Writing	35%	33%	34%
	Maths	22%	26%	27%
	Science	9%	16%	18%
	Reading, Writing and Maths	17%	18%	19%
	Reading, Writing, Maths and Science	9%	13%	14%
Expected Standard and above	Reading	78%	76%	74%
	Writing	65%	67%	66%
	Maths	78%	74%	73%
	Science	91%	84%	82%
	Reading, Writing and Maths	61%	62%	60%
	Reading, Writing, Maths and Science	61%	62%	60%
Working at Greater Depth	Reading	39%	28%	24%
	Writing	17%	16%	13%
	Maths	22%	22%	18%
	Reading, Writing and Maths	13%	12%	9%

All 2016 data is **PROVISIONAL** and may be subject to change

Source: Phonics and KS1 data – From schools during the statutory June/July collections

1 Ofsted Inspection Grade and Date are the latest ones known to the Local Authority as at 31st July 2016

2 Published 2016 national data available at the end of September 2016, provisional figures provided are based on those supplied by Local Authorities in July

3 Phonics: Wt is working towards required standard; Wa is working at or above required standard. Pass mark for all 3 years is 32

Key Stage 2

School Name:	Wootton Wawen C.Of E. Primary School
DfE Number:	3074

Consortium Number:	5	Ofsted Grade ¹ :	Good	Ofsted Date ¹ :	18/10/2016
--------------------	---	-----------------------------	------	----------------------------	------------

Key Stage 2: Percentage of pupils achieving (2016 only)

School below the 2015 Floor Standard ² ?	No
---	----

School Data Position Statement

School at risk of being defined as a Coasting School ³ in 2016?		No								
		School				Warwickshire				National
		All pupils	Disadvantaged	Non-disadvantaged	Gap ⁴	All pupils	Disadvantaged	Non-disadvantaged	Gap ⁴	All pupils
	Total Eligible Pupils	21	0	21	-	5823	1352	4469	-	
Less than the Expected Standard	Reading	10%	-	10%	-	28%	42%	24%	-18%	30%
	Writing	19%	-	19%	-	23%	38%	18%	-20%	25%
	Maths	14%	-	14%	-	26%	42%	22%	-20%	26%
	Science	10%	-	10%	-	16%	30%	12%	-17%	18%
	GPS	10%	-	10%	-	23%	36%	18%	-18%	24%
	RWM	10%	-	10%	-	12%	22%	9%	-13%	12%
	RWMS	10%	-	10%	-	11%	22%	8%	-15%	-
Expected Standard and above	Reading	86%	-	86%	-	69%	51%	74%	-23%	66%
	Writing	81%	-	81%	-	77%	62%	82%	-20%	73%
	Maths	81%	-	81%	-	71%	51%	76%	-25%	70%
	Science	90%	-	90%	-	83%	70%	87%	-18%	80%
	GPS	86%	-	86%	-	74%	57%	80%	-22%	72%
	RWM	81%	-	81%	-	57%	37%	63%	-26%	52%
	RWMS	81%	-	81%	-	56%	36%	63%	-26%	-
Working at Greater Depth / High Standard	Reading	33%	-	33%	-	23%	13%	26%	-14%	19%
	Writing	19%	-	19%	-	22%	11%	25%	-14%	14%
	Maths	48%	-	48%	-	18%	9%	21%	-13%	17%
	GPS	57%	-	57%	-	25%	14%	29%	-15%	22%
	RWM	10%	-	10%	-	8%	3%	9%	-6%	5%

All 2016 data is **PROVISIONAL** and may be subject to change

Source: Unvalidated KS2 data – From NCA Tools website as at 5th July 2016

1 Ofsted Inspection Grade and Date are the latest ones known to the Local Authority as at 31st July 2016

2 A school was defined as being below the floor in 2015 if a) fewer than 65% of pupils at the end of KS2 achieved level 4 or above in reading, writing and mathematics and b) the school was below the national median for expected progress in each of reading, writing and maths

3 A school is defined as being at risk of Coasting in 2016 if a) in 2014 and 2015 it had fewer than 85% of pupils achieving level 4 in reading, writing and mathematics and b) was below the median percentage of pupils making expected progress in each of reading, writing and maths. Schools will only be classed as Coasting if in 2016 the above is satisfied and additionally a) fewer than 85% of children achieved the new expected standard in reading, writing and maths and b) is below sufficient progress which will be announced by the DfE in the Autumn.

4 In the absence of any National Disadvantaged data the Gap here has been calculated taking the Schools Disadvantaged cohort compared to the Warwickshire NonDisadvantaged cohort. This is **not** how Ofsted and the DfE will calculate the Gap, therefore this Gap data should only be used as a guide.

Progress data is not yet available to the LA. You can view your schools progress data via the KS2 Performance Tables checking exercise website:

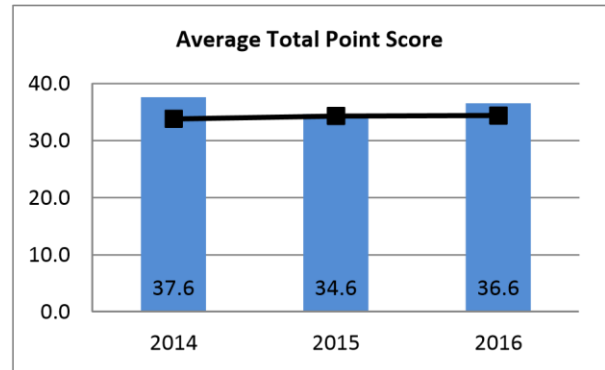
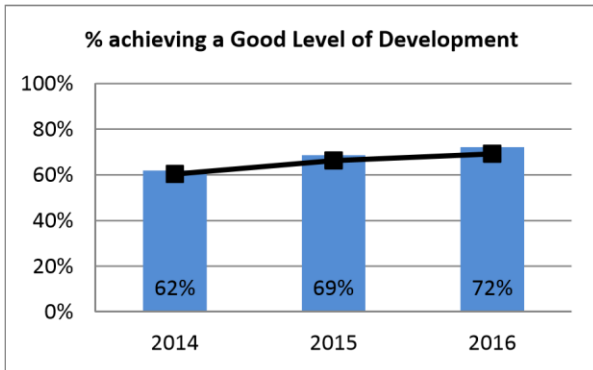
<https://tablechecking.education.gov.uk/>

Attainment

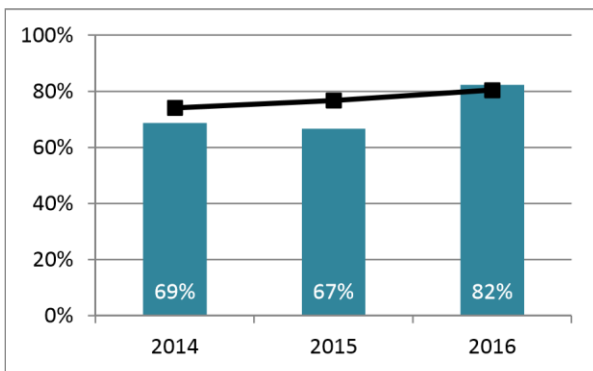
School Name:	Wootton Waven C.Of E. Primary School
DfE Number:	3074

School performance indicated by bars, national results indicated by dots/lines

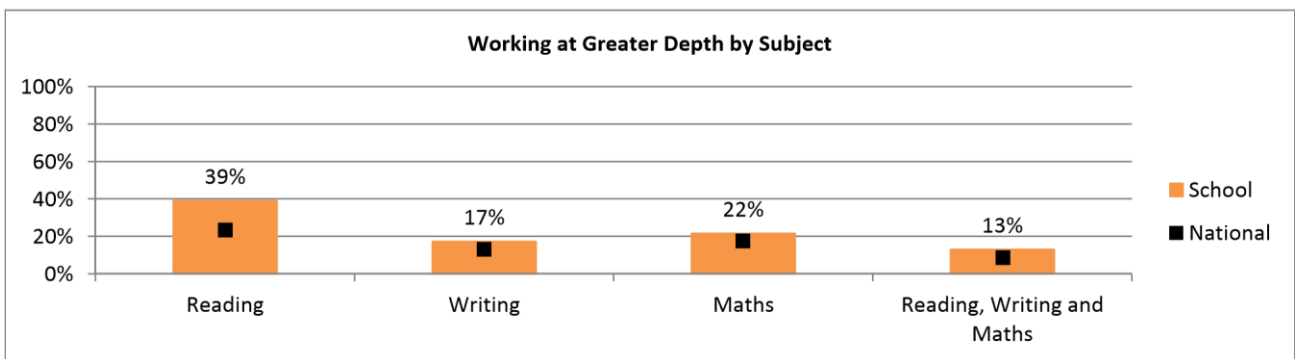
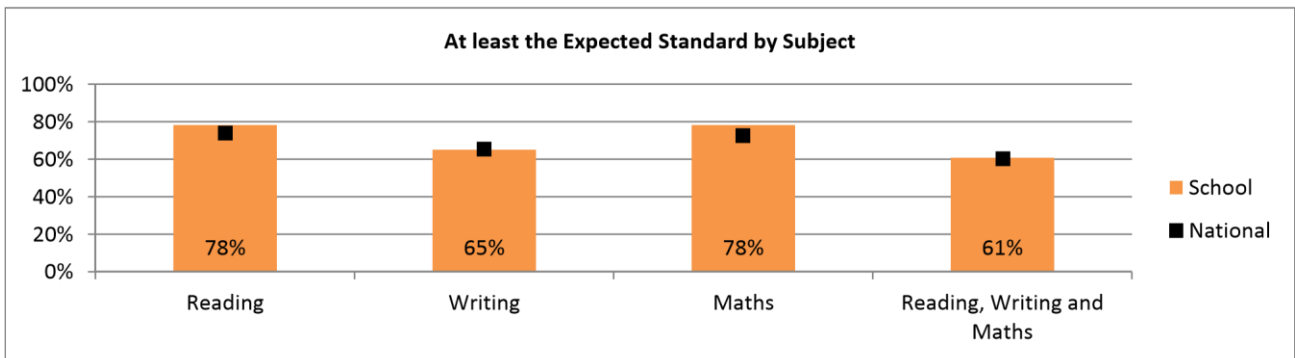
School Data Position Statement Early Years Foundation Stage Profile



Phonics: Year 1 - % of pupils Working At required level



Key Stage 1: % of pupils achieving (2016 only)



Source: EYFSP, Phonics and KS1 data – From schools during the statutory June/July collections

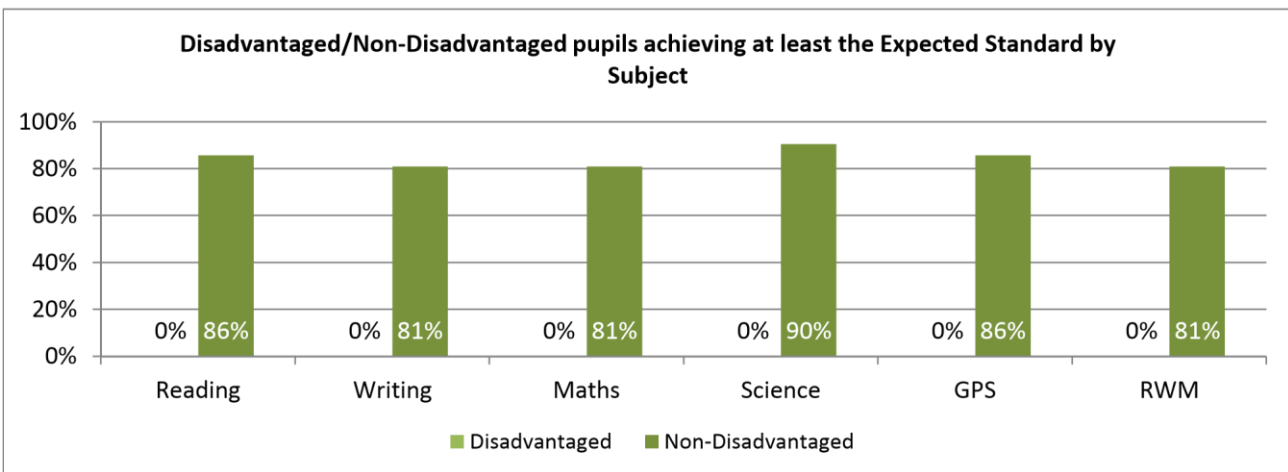
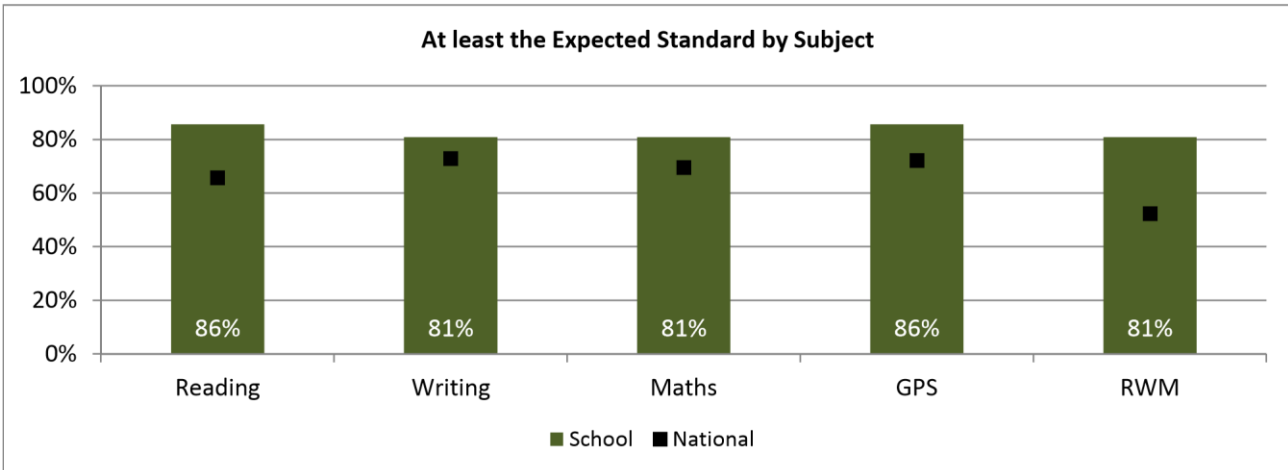
School Data Position Statement

Attainment

School Name:	Wootton Waven C.Of E. Primary School
DfE Number:	3074

School performance indicated by bars, national results indicated by dots/lines

Key Stage 2: % of pupils achieving (2016 only)



Source: Unvalidated KS2 data – From NCA Tools website as at 5th July 2016